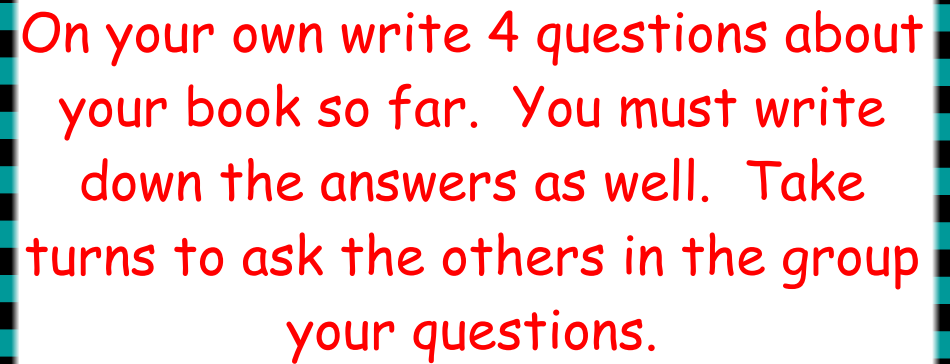
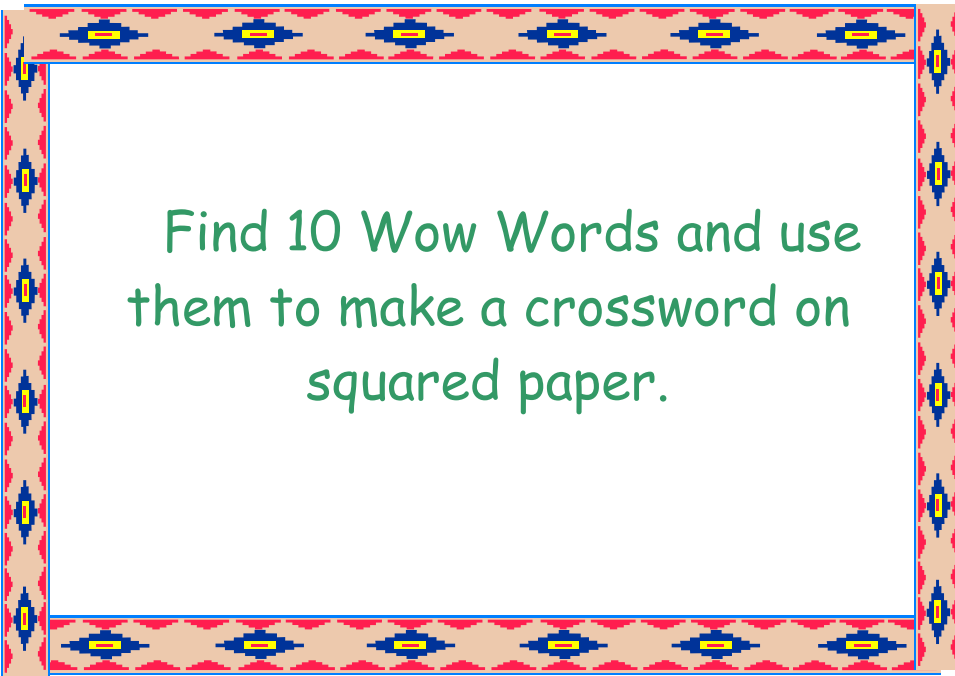




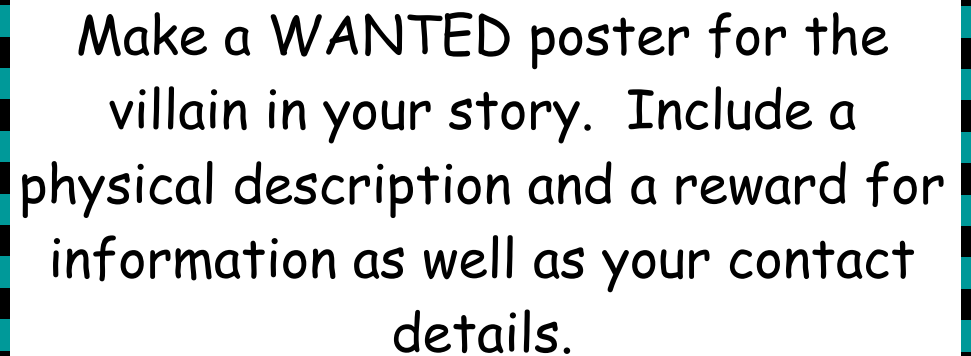
Find as many connectives as you can in your story. Use 5 of them in sentences of your own.



On your own write 4 questions about your book so far. You must write down the answers as well. Take turns to ask the others in the group your questions.



Find 10 Wow Words and use them to make a crossword on squared paper.



Make a WANTED poster for the villain in your story. Include a physical description and a reward for information as well as your contact details.

Open your book to any page and write down all the nouns that the author uses. Now write 5 noun phrases e.g. a chilling book...

Find an interesting part of your book. Copy the section into your handwriting book.

Write a plan for an alternative ending to the book you have just finished. You can use bullet points, brainstorm or short notes to present your ideas.

What type of story are you reading?

For example: comedy, adventure, crime. Describe the type of story using at least 5 sentences and copy a quote or part from your story to show why you think that.

Be a word hunter and find all the words with suffixes used in the story. Write the base word in pencil and the suffix in a coloured pencil.

helpful watering

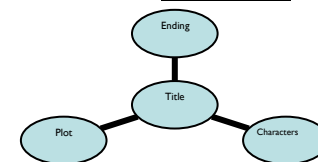
Put them in a logical order



Write a Book Review about the book you have just finished reading for Mrs Cunning in the LRC. You should have paragraphs talking about the following:

The genre, story plot, characters, setting and your opinions and recommendation for who would enjoy reading the book.

Use what you know so far about the story to make Brainstorm. Write short notes or words and remember to use a ruler! It could look like this:




Write down three interesting facts you have learned from your Non-Fiction book and illustrate them.

Instead of using numbers for each chapter in the book you have read, give each chapter a name.




Write a new blurb for the book you are reading making it sound as exciting as you can.




Be a word hunter and find all the words in the story which are plurals (more than one).

Draw this table in your




-s	-es	-ies



Write down what information you should find on the front and back covers of most books. Use full sentences and sub-headings.

Be a word hunter and find all the words with prefixes used in the story. Write the base word in pencil and the prefix in a coloured pencil.




return

mishap

Put the words into a logical order

Write a plan for an alternative ending to the book you have just finished. You can use bullet points, brainstorm or short notes to present your ideas.


Be a word hunter and find all the words which have silent letters can be found in your book. Write the silent letter in coloured pencil.



writing

know


Be a word hunter and find all the compound words in the story so far. Select five of them and use them in a sentence in your Guided Reading book.



cupboard = cup-board

Write down how you think the story will end using at least three full sentences. Then explain why you think this in at least 2 more sentences.


Be a word hunter and find words that can be antonyms. Write down the word and its opposite meaning. E.g.: day - night, hot - cold.



Choose a page you have read and write down the different punctuation the author uses. Now try and use the same punctuation in sentences of your own.

Write down the main characters of the story and the words the author uses to describe them. Select your favourite character and write three sentences about why you like them.

Make a list of any adverbs (-ly) you find in the story so far. Use five of them in sentences of your own and write them into your Guided Reading books.



happily surprisingly

Choose a character from the story you are reading and write a short character portrait in first person. Write at least two sentences for each sub-heading. I am..., I live..., I like...,
Add one more of your own

Open your book to any page and list all the adjectives (describing word) that the author uses. Now put six of them into sentences of your own in your Guided Reading book.

In words describe the setting of the book you are reading using at least 10 lines. Draw a picture to show it.

Open your book to any page and write down all the nouns that the author uses. Now put five of them into sentences of your own in your Guided Reading book.